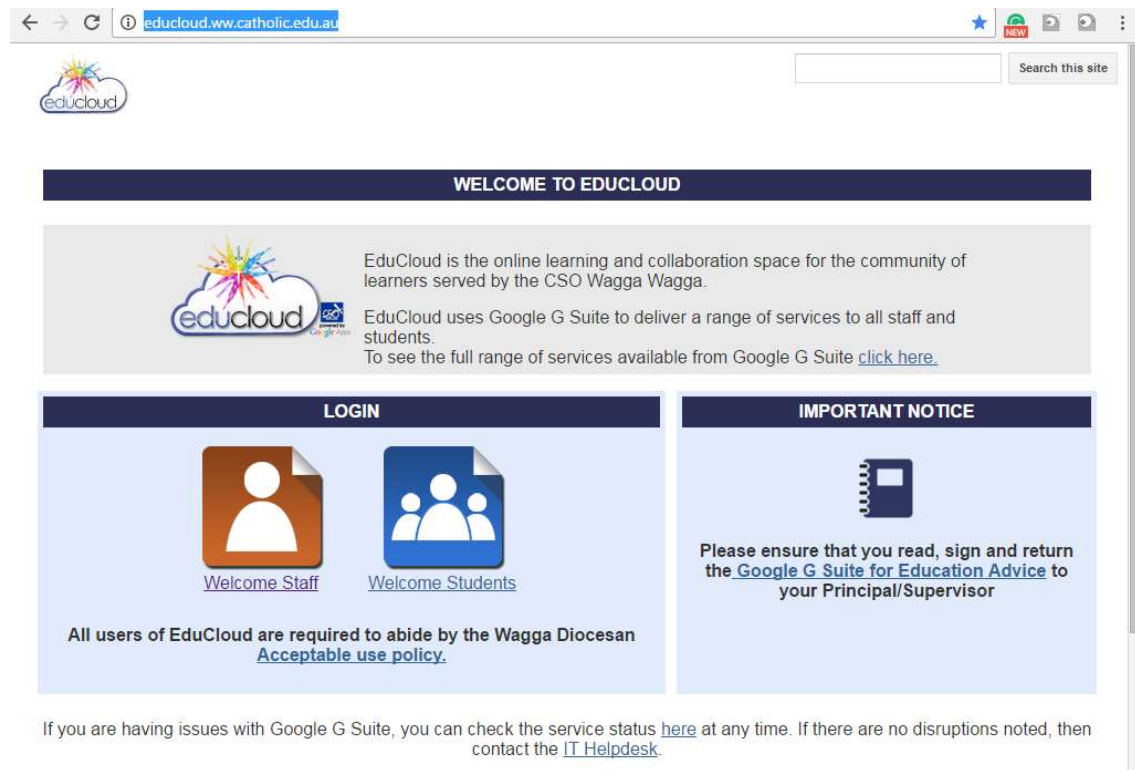


# Log into Google classroom at home.



Using a chrome browser

Go to [educloud.ww.catholic.edu.au](http://educloud.ww.catholic.edu.au)



The screenshot shows the EduCloud website homepage. At the top, there is a navigation bar with the EduCloud logo on the left and a search box on the right. Below the navigation bar is a dark blue banner that reads "WELCOME TO EDUCLOUD". Underneath this banner is a light gray section with the EduCloud logo and text: "EduCloud is the online learning and collaboration space for the community of learners served by the CSO Wagga Wagga. EduCloud uses Google G Suite to deliver a range of services to all staff and students. To see the full range of services available from Google G Suite [click here](#)." Below this is a "LOGIN" section with two buttons: "Welcome Staff" (with a person icon) and "Welcome Students" (with a group of people icon). Below the login buttons is a note: "All users of EduCloud are required to abide by the Wagga Diocesan [Acceptable use policy](#)." To the right of the login section is an "IMPORTANT NOTICE" section with a document icon and text: "Please ensure that you read, sign and return the [Google G Suite for Education Advice](#) to your Principal/Supervisor". At the bottom of the page, there is a footer note: "If you are having issues with Google G Suite, you can check the service status [here](#) at any time. If there are no disruptions noted, then contact the [IT Helpdesk](#)."

Click “welcome students”

Click on Classroom

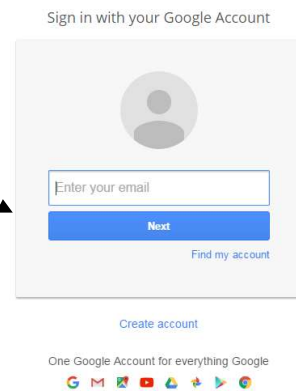


You will be directed to enter your Student email

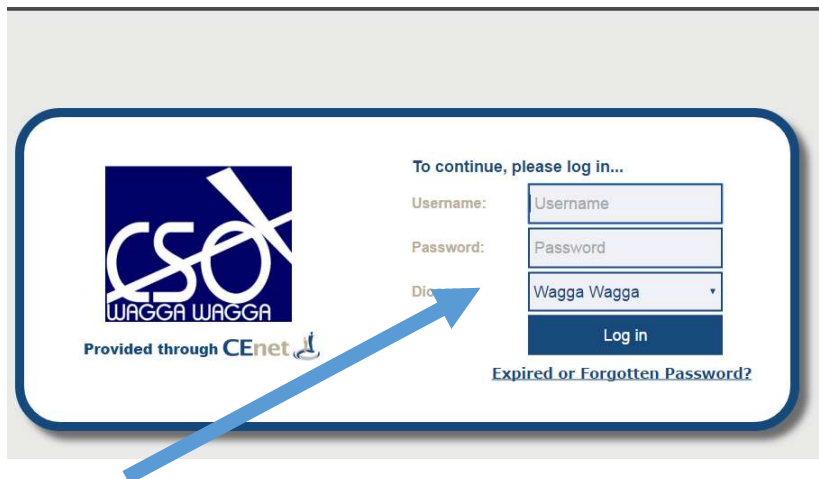
[\(lastnamefirstintial\)@wwstu.catholic.edu.au](mailto:(lastnamefirstintial)@wwstu.catholic.edu.au)

Some students will have a number also.

Google  
One account. All of Google.



You will be redirected to the Catholic schools Office log in page.



Enter your student log in and password.

You will then enter the Google classroom set up by your teacher.

